



CHARACTERISTICS



Compact size ideal for any type of use.

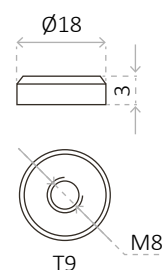
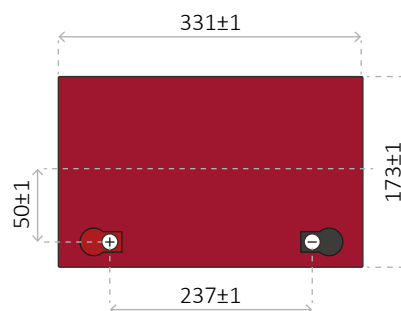
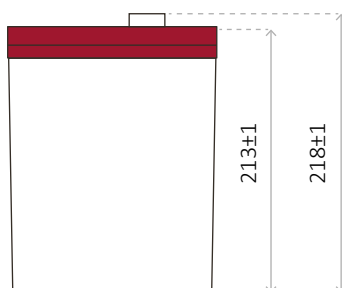


Great performance due to its Deep Cycle technology.



Perfect to use as accumulator in photovoltaic installations.

DIMENSIONS



AGM DEEP CYCLE BATTERY 12V 100 AH

DEEP CYCLE SERIES BATTERY

DC series VRLA batteries are superior Deep Cycle design with thick plates, high-density active materials and slightly stronger electrolyte, which can withstand repeated deep cyclic applications. Deep Cycle series batteries are the special design batteries with 10 years floating design life at 25°C. Meet with IEC, BS,JIS and Eurobat standard, UL(MH62092), CE approved.



APPLICATION

- Emergency Power System
- Communication equipment
- Telecommunication systems
- Uninterruptible power supplies
- Power tools
- Marine equipment
- Medical equipment
- Solar and wind power system

GENERAL FEATURES

- Safety Sealing
- Non-spillable construction
- High power density
- Excellent recovery from Deep discharge
- Thick plates and high active materials
- Longer life and low self-discharge design

TECHNICAL SPECIFICATIONS

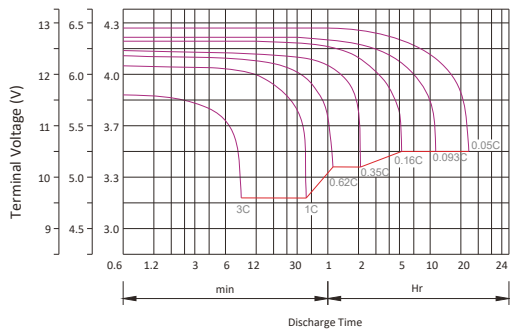
BATTERY MODEL	Nominal voltage			12V			
	Rated capacity (100 hour rate)			100Ah			
	Cells Per battery			6			
DIMENSION	Length	Width	Height	Total Height			
	331 mm	173 mm	213 mm	218 mm			
APPROX. WEIGHT	26 kg ± 3%						
CAPACITY @ 25°C	10 hour rate (9A, 10.8V)	5 hour rate (14.4A, 10.5V)	3 hour rate (22.5A, 10.2V)	1 hour rate (54A, 9.6V)			
	90 Ah	72 Ah	67.5 Ah	54 Ah			
MAX. DISCHARGE CURRENT	900 A (5 sec.)						
INTERNAL RESISTANCE	Full charged Vat 25°C: Approx. 6mΩ						
CAPACITY AFFECTED BY TEMP. (10 HR)	40°C	25°C	0°C	-15°C			
	102%	100%	85%	65%			
SELF DISCHARGE @25°C	After 3 months storage		After 6 months storage		After 12 months storage		
	91%		82%		64%		
CHARGE METHOD @25°C	Cycle Use			Float Use			
	14.1-14.4V			13.50-13.80V			
	(Initial charging current less than 27A)						
CONSTRUCTION	Container	Electrolyte	Separator	Positive	Negative	Safety valve	Terminal
	BS (UL94-HB) / Flame retardant ABS (UL94-V0)	Sulfuric acid	Fiber glass	Lead dioxide	Lead	EPDR	Copper

BATTERY DISCHARGE TABLE

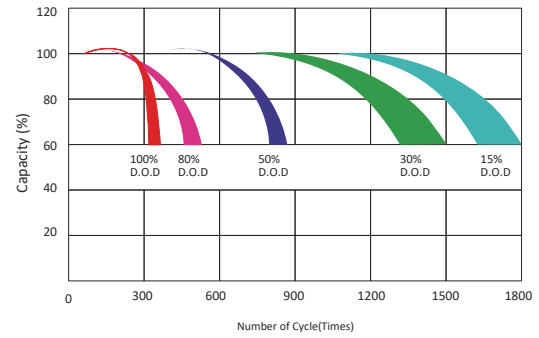
CONSTANT CURRENT (AMP) AND CONSTANT POWER (WATT) DISCHARGE TABLE AT 25 °C

F.V / TIME	5 min	10 min	15 min	30 min	1 hr	2 hr	3 hr	4 hr	5 hr	8 hr	10 hr	20 hr
9.60	A	288.00	190.00	153.00	103.00	54.00	32.00	23.10	18.00	14.90	10.50	5.10
	W	2975.00	2028.00	1641.00	1103.00	583.00	346.00	257.40	202.50	168.80	120.70	59.30
10.20	A	279.00	171.00	144.00	98.00	51.00	30.00	22.50	17.60	14.60	10.30	5.00
	W	2982.00	1913.00	1613.00	1101.00	574.00	346.00	260.60	204.10	170.00	120.00	58.10
10.50	A	270.00	153.00	126.00	92.00	49.00	29.00	22.00	17.30	14.40	10.20	5.00
	W	2949.00	1744.00	1439.00	1056.00	569.00	340.00	255.90	202.20	168.80	119.60	58.50
10.80	A	260.00	144.00	117.00	85.00	48.00	29.00	21.40	17.00	14.00	9.90	4.90
	W	2920.00	1666.00	1350.00	980.00	553.00	335.00	252.50	200.90	166.00	117.30	57.90
11.10	A	252.00	135.00	108.00	76.00	46.00	28.00	20.70	16.60	13.70	9.60	4.60
	W	2853.00	1567.00	1259.00	885.00	540.00	330.00	245.90	197.20	163.30	115.30	55.60

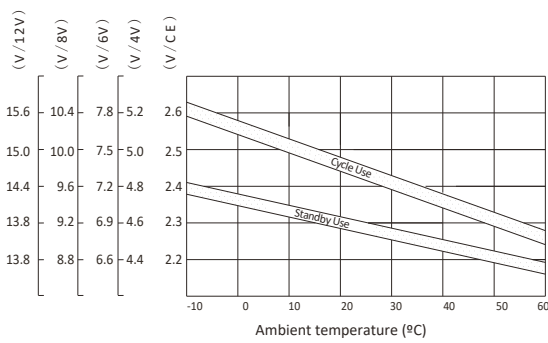
Discharge characteristic Curve



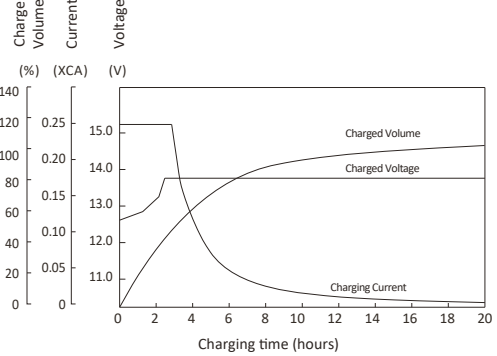
Cycle service life in relation to depth of discharge



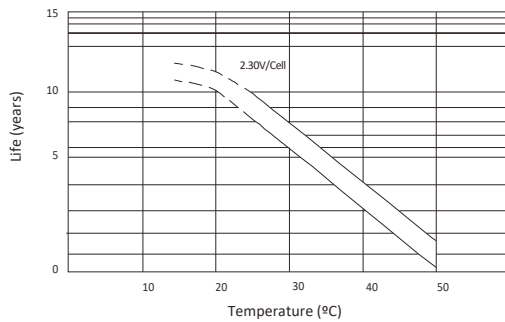
Relationship between charging voltage and temperature



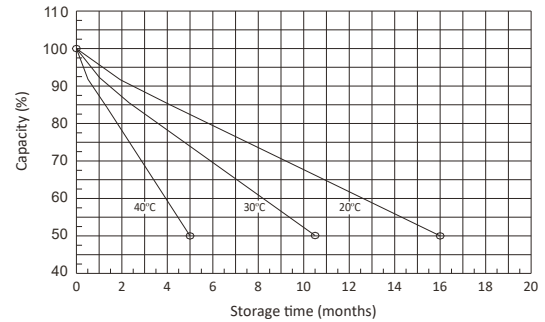
Constant voltage charging characteristic (0.25CA, at 25°C)



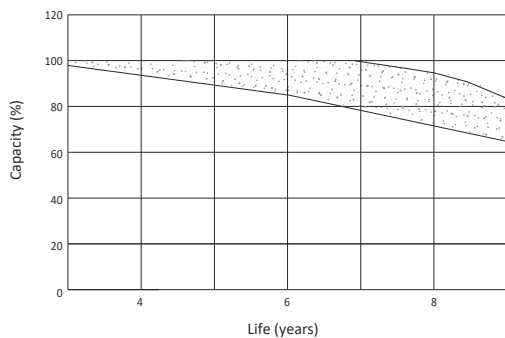
Temperature effects on float life



Self-discharge characteristic

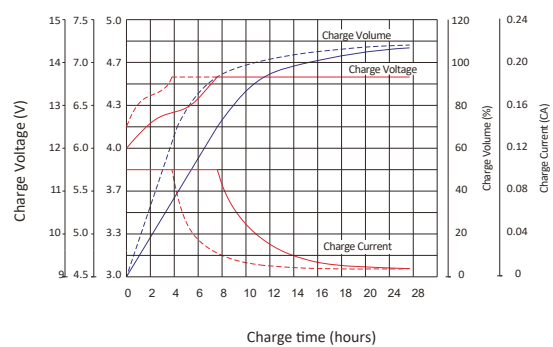


Life characteristics of standby use*



*Testing conditions:
Floating voltage 2.27 to 2.30V/Cell
Ambient temperature 25°C

Charge characteristic Curve for standby use**



**Discharge: 100% (0.05CA 20h)
Charge: Charge Voltage 2.275V/C, Charge Current 0.1CA
Temperature 25°C